




## ROI Summary for Chrome Devices in Kiosk Mode


 3 Year  
ROI  
**319%**


 Average Annual  
Benefits  
**\$4,146**  
(per Chrome Device in Kiosk Mode)

 Payback  
Period  
**4.9  
MONTHS**

## Key Performance Improvements Realized from Customers Who Deployed Chrome Devices in Kiosk Mode

Reduction in  
Device Support -  
Call Center Hours/  
Device/Year  
 **69%**

Reduction in Device  
Management,  
including Hours/  
Device/Year  
 **45%**

Less Productive  
Time Lost Due to  
Device-related  
Issues  
 **81%**

## Business Value Benefits – Average Annual Benefits per Chrome Device in Kiosk Mode

Improved Business  
Productivity  
**\$979**

Risk Mitigation /  
User Productivity  
**\$487**

Infrastructure  
Cost Reduction  
**\$343**

Improved IT Staff  
Productivity  
**\$2,337**

